


Instant!

Ages 2-5

Bible Lessons[®] for
Preschoolers

Pamela J. Kuhn



Reproducible!

Instant!

Bible Lessons[®] for
Preschoolers

I Belong to Jesus

by Pamela J. Kuhn

ROSEKIDZ[®]

To Maria Stetler, who allows God to develop and use her mind and talents so willingly.

Instant Bible Lessons® for Preschoolers: I Belong to Jesus

©2013 by Pamela J. Kuhn

Published by Rose Kidz®
an imprint of Hendrickson Publishing Group
Rose Publishing, LLC
P.O. Box 3473
Peabody, Massachusetts 01961-3473 USA
www.hendricksonpublishinggroup.com
All rights reserved.

Cover Design: Stray Cat Studio, San Diego, CA
Illustrator: Chuck Galey

Scriptures taken from the Holy Bible, New International Version®, NIV®. Copyright © 1973, 1978, 1984, 2011 by Biblica, Inc.™ Used by permission of Zondervan. All rights reserved worldwide. www.zondervan.com The “NIV” and “New International Version” are trademarks registered in the United States Patent and Trademark Office by Biblica, Inc.™

Unless otherwise noted, Scriptures taken from the Holy Bible, New International Reader’s Version®, NIrV® Copyright © 1995, 1996, 1998, 2014 by Biblica, Inc.™ Used by permission of Zondervan. www.zondervan.com The “NIrV” and “New International Reader’s Version” are trademarks registered in the United States Patent and Trademark Office by Biblica, Inc.™

Place required agent information if in contract.

Conditions of Use

Permission is granted* to make up to 300 copies of individual pages** from this book for classroom use only. The pages may not be modified in any manner. Permission is not granted to modify pages, to reprint charts, maps, time lines, and images apart from the page setting, to reprint groups of pages in bound form, either electronically or physically, or to offer copies for sale or donation either at cost or profit. All commercial use of this material is reserved by Rose Publishing, LLC. These pages, charts, maps, time lines, and images may not be placed nor used on websites. Any other use must be approved in writing by Rose Publishing, LLC.

*Do not make any copies from this book unless you adhere strictly to the guidelines found on this page.

**Pages with the following notation can be legally reproduced:

© 2019 Rose Publishing, LLC. Permission to photocopy granted to original purchaser only. *Instant Bible Lessons® doe Preschoolers: I Belong to Jesus*

ISBN 13: 978-1-88535-855-4
RoseKidz® reorder# R36851
RELIGION / Christian Ministry / Children

Printed in the United States of America

Printed May 2019

Contents

Introduction	5	This Is the Way	50
How to Use This Book	5	Find the Seed	51
Chapter 1: My Heart Belongs to Jesus	7	Feeding the Birds	52
Memory Verse Review	8	Bird Food Treats	53
Christ in My Heart	9	A Growing Wall Plant	54
Giving Hearts	10	Add a Plant	55
I Said It!	11	Chapter 6: My Eyes Belong to Jesus	57
Hang On Tight	12	Memory Verse Motion	58
My Picture	13	Lifted Up Eyes	59
Heart Tree Door	14	Sunglasses Holder	60
Tree and Bark	15	One Green Frog	61
Chapter 2: My Hands Belong to Jesus	17	I See You!	62
Sing the Verse	18	Blinded Eyes Healed	63
What is Nehemiah Building?	19	Thank You, God	64
Helping Hands	20	Beautiful Sights!	65
Use Them!	21	Chapter 7: My Things Belong to Jesus	67
Handy Reminder	22	I Got It In!	68
Building the Walls	23	Hidden Toys	69
A Handy Holder	24	All I Have	70
A Handful of Helpfulness	25	Walking Away from Jesus	71
Chapter 3: My Feet Belong to Jesus	27	You Won't Be Sorry	72
How Beautiful Are the Feet	28	They're Mine	73
Beautiful Feet	29	Story Sequence Cards	74
Footsie Man	30	Sad, Young Man	75
Edible Dough	31	Chapter 8: My Life Belongs to Jesus	77
John's Clothes	32	Samuel's Yes	78
Kind Feet	33	Sons and Daughters	79
Telling the World	34	Here's My Life	80
Shoe Match	35	A Wise Girl and Boy	81
Chapter 4: My Mouth Belongs to Jesus	37	Jesus' Kids	82
Singing Preachers	38	We Belong to Jesus	84
Praise Stickers	39	Son or Daughter of God	85
Musical Room Border	40	Chapter 9: Miscellaneous Activities	87
Singing Behind Bars	41	Awards	87
Singing in Prison	42	Snacking on Me	89
Musical Kazoo Band	43	Matching Review	90
Everybody Singing Praises	44	I Belong to Jesus Wreath	91
A Heart Full of Praise	45	It Belongs to Jesus	93
Chapter 5: My Ears Belong to Jesus	47	I Belong to Jesus Jacket	94
Listening Ears	48	Hurrah!	95
Sowing the Seed	49	Full Hearts	96

Introduction

Do your preschoolers know that they belong to Jesus? It's not just their hearts that they need to give to Jesus, but every part of themselves. After they participate in the activities in *I Belong To Jesus*, your preschoolers will know that their hands, feet, mouth, ears, eyes, personal belongings and life itself should belong to Him. Your students will develop a desire to give their all to Jesus.

Each of the first eight chapters includes a Bible story, memory verse and numerous activities to help reinforce the truth in the lesson. An additional chapter contains miscellaneous projects that can be used anytime throughout the study or at the end to review the lessons. Teacher aids are also sprinkled throughout the book, including bulletin board ideas and discussion starters.

The most exciting aspect of *Instant Bible Lessons* for Preschoolers, which includes *I Am God's Child*, *God's Servants Teach Me* and *I Learn Respect*, is its flexibility. You can easily adapt these lessons to a Sunday school hour, a children's church service, a Wednesday night Bible study or family home use. And because there is a variety of reproducible ideas from which to choose (see below), you will enjoy creating a class session that is best for your group of students, whether large or small, beginning or advanced, active or studious. The intriguing topics will keep your kids coming back for more, week after week.

This book is intended to add fun and uniqueness to learning while reinforcing what it means to belong to Jesus. Teaching children is exciting and rewarding. In using *I Belong to Jesus*, you, too, will be using your all for Jesus.

How to Use This Book


Each chapter begins with a Bible story which you may read to your class, followed by discussion questions. Then, use any or all of the activities in the chapter to help drive home the message of that lesson. All of the activities are tagged with one of the icons below, so you can quickly flip through the chapter and select the projects you need. Simply cut off the teacher instructions on the pages and duplicate as desired.



craft



skit



teacher help



bulletin board



activity



puzzle



action rhyme



song



finger play



game



snack

Chapter 1

My Heart Belongs to Jesus

Memory Verse

Let... Christ rule in your hearts. Colossians 3:15

Story to Share

Here's My Heart

Everyone wanted to see Jesus. Word had spread that Jesus was coming through Jericho. Excitement filled the air as men and women tried to push through the crowd so they could be sure to see Jesus.



One little, short man named Zacchaeus tried to push his way through the crowd. *I'll never be able to see over everyone,* he thought to himself. "If only I were taller," he said out loud as people deliberately blocked his way. But it wasn't only his size that kept people from letting him through. Nobody liked Zacchaeus.

Zacchaeus was a tax collector. He was very rich because he collected money for the Romans. Then Zacchaeus would make the taxpayers pay extra to him. Zacchaeus was growing rich because he was cheating others.

Zacchaeus was frustrated when everywhere he turned seemed blocked so he decided to see Jesus another way. He climbed up in one of the big sycamore trees that were planted along the road to provide shade for tired travelers. "Now I can see," he said. Sure enough, there was Jesus walking down the dusty road. Closer and closer Jesus walked. *He looks so kind,* Zacchaeus thought. *I wonder if He would love a sinner like me?*

Just then Jesus stopped under the tree where Zacchaeus was sitting. Zacchaeus was so surprised he nearly fell out of the tree! "Zacchaeus," said Jesus in a soft, kind voice. "Come down out of the tree. I want to go to your house."

Jesus wasn't at his house very long until Zacchaeus knew that Jesus loved him. He was so happy he said, "Jesus, take my heart. I want to belong to You. I will not only give back the money I have taken from people, but I will give them back four times the amount."

Jesus was happy too. "Today a man has been saved!" He said.

— based on Luke 19:1-10

Questions for Discussion

1. How did Jesus know that Zacchaeus was in the tree?
2. Did Zacchaeus' size matter to Jesus? Why?



game




Materials

- picture cards
- scissors
- markers



Directions

1. Before class, duplicate, cut out and color in the cards.
2. Divide the class into four groups. Give each group a card.
3. Say, These cards will help us say the memory verse. The first group has lettuce to help us remember "let." The second group has Jesus, which helps us remember "Christ." The third group has a ruler to help us remember "rule." The fourth group has the hearts. What will that help us remember?
4. Have each group stand and say their word, filling in with "in your." When finished, the first group's picture goes to the second group and so on. Continue until each picture has been with every group.

Memory Verse Review



Christ in My Heart



finished craft



craft



Materials

- hearts and Christ patterns
- yarn
- scissors
- clear tape
- hole punch

Directions

1. Duplicate and cut out two hearts per child. Punch out the holes on each heart. Cut a 12" length of yarn for each child and wrap the ends of the yarn with tape. Place the hearts back-to-back and tie the yarn in the top left hole.
2. Give each child a tied set of hearts.
3. Demonstrate how to lace the heart. Help the students tie the end.
4. Give each child a head of Christ to put in the heart. Say, **When you are tempted to disobey your parents, hit your friend, or take something that doesn't belong to you, take the head of Jesus out of your heart and remember: "Let Christ rule in your heart."**

Giving Hearts



song/craft

.....
Materials

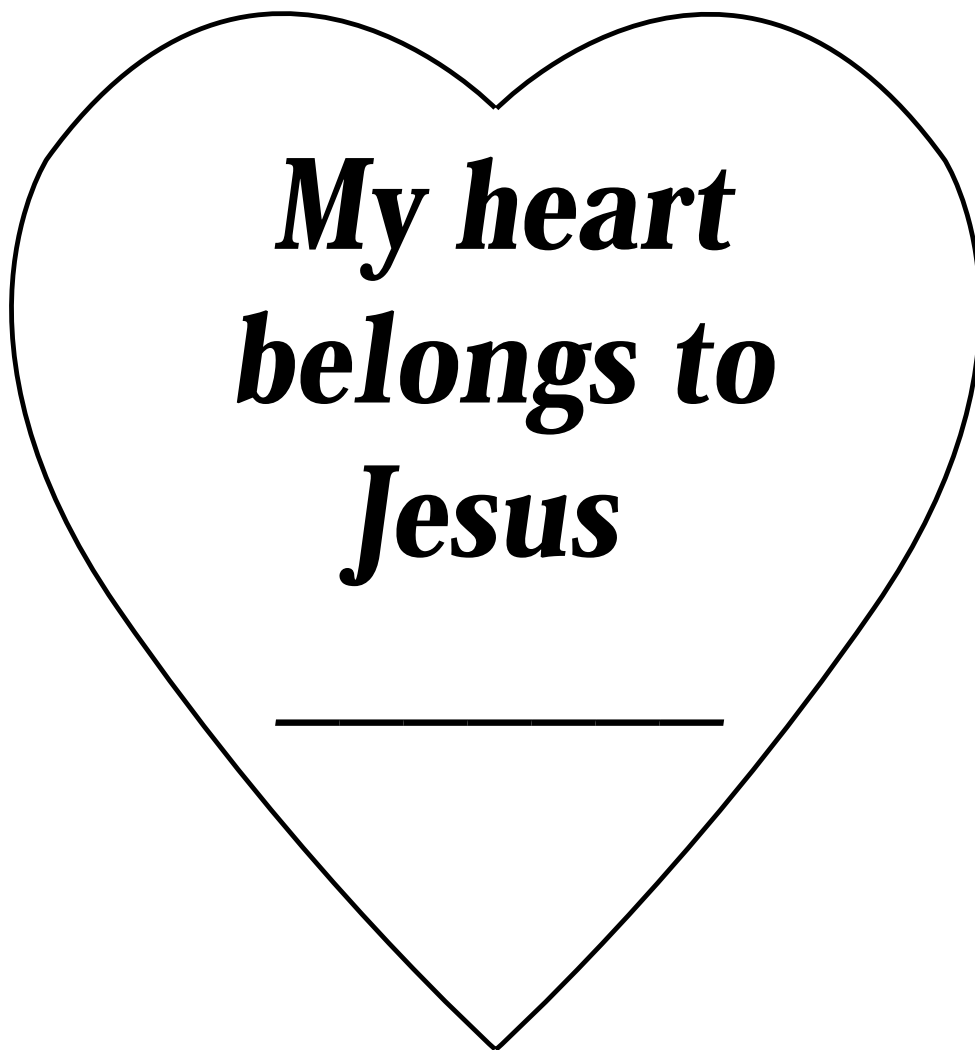
- heart pattern
- paper doilies
- glue
- scissors
- index cards

Directions

1. Duplicate and cut out one heart for each student.
2. Show the students how to glue the heart to the doily. Assist in writing their names on the line.
3. Say, **This heart says, "My heart belongs to Jesus."** We're going to sing this song and give our hearts to Jesus.
4. Make a large circle with the children. Sing the song to the tune of "Ten Little Indians." On the last line, have the children lay their hearts in the middle of the circle.

Usage

This song is good for number review. Write numbers 1-9 on 4" x 6" cards. Hold each one as you sing it. You may also give the numbers to the students to hold up.



One little, two little, three little children,
Four little, five little, six little children,
Seven little, eight little, nine little children,
Give their hearts to Jesus.

I Said It!



craft/activity



Materials

- heart pattern
- glitter pen
- spring-type clothespins
- glue

Directions

1. Before class, duplicate and cut out the heart for each child.
2. Demonstrate how to outline the heart with a glitter pen and how to glue the heart to the clothespin.
3. Have each child say the memory verse to you. Use the pictures from Memory Verse Review (p. 8) if a child needs help. Clip on the heart when each child successfully repeats the verse.

Usage

This is a good time for positive reinforcement. As you clip each heart to the child's clothes say, **I'm so proud of you for saying your verse.**



activity

.....


Materials

- activity page
- crayons (optional)

Directions

1. Duplicate the page once for each child.
2. Start the poem with your hands on the floor, then keep stretching and climbing as you say the poem until you almost touch the sky.
3. Start back down slowly until your hands are back on the floor.
4. Have the children follow you with the motions as you read the poem again.
5. Allow the children to color the picture if time permits.


Hang On Tight



Hang on tight, we're climbing the tree.
Up, up, up, it's Jesus we'll see.
Hang on tight, we're so high,
We can almost touch the sky.

Hang on tight, Jesus is here.
He says, "Come, have no fear."
Hang on tight, we're moving fast.
Down, down, down, on the ground at last.

My Picture



craft

.....

Materials

- frame picture
- colored pencils

Directions

1. Before class, duplicate the frame for each child.
2. Instruct the children to draw a happy picture of themselves inside the frame and to color the frame.
3. Read the caption to the children.



activity



Materials

- heart pattern
- scissors
- brown paper
- adhesive putty
- markers

Directions



1. Cut a tree trunk and branches out of brown paper and attach them to your door with putty. (Grocery bags work well for brown paper.) Cut out one heart for each student.
2. Give each child a heart and assist in writing his or her name on it.
3. Say, **Zacchaeus gave his heart to Jesus. If you want Jesus to have your heart, hang your heart on our tree.**
4. Help the children attach putty to the back of a heart and place it on the tree.

Usage

This is a good time to give the plan of salvation. At this age it is best to keep the prayer short and to the point:

“I’m sorry for my sins. Please forgive me. Thank you, Jesus. I love you. Amen.”

Heart Tree Door



Tree and Bark



snack/craft



Materials

- tree patterns
- scissors
- crayons
- waxed paper
- celery
- pretzel rods
- peanut butter
- cream cheese
- spreadable American cheese
- plastic knives

Directions

1. Before class, duplicate and cut out a tree and trunk for each child. Slit the trunk where shown.
2. Allow the children to color them.
3. Show how to fit the trees together to stand.
4. Help the children write their names on the tree.
5. Ask, **Do you think Jesus ate at Zacchaeus' house? I'm sure Zacchaeus gave Jesus food. What else did he give Jesus?**
6. Give each child a square of waxed paper.
7. Show how the celery and pretzel rods look like a tree and bark.
8. Allow the children to use the spreads on their tiny trees and bark treats.

