

**TOP  
50**

# Memory Verse Lessons

John 3:16

Psalms 119:105

Psalms 46:1

Phillipians 4:13

Romans 3:23

**with Games &  
Activities**



**TOP  
50**

# **Memory Verse Lessons**

**with Games  
and Activities**

These pages may be copied.  
Permission is granted to the original buyer of this  
book to photocopy student materials in this book for  
use with Sunday school or Bible teaching classes.

**ROSEKIDZ<sup>®</sup>**



## Top 50 Memory Verse Lessons with Games and Activities

©2017, by Hendrickson Publishers Marketing, LLC.

Published by Rose Kidz®  
an imprint of Hendrickson Publishing Group  
Rose Publishing, LLC  
P.O. Box 3473  
Peabody, Massachusetts 01961-3473 USA  
www.hendricksonpublishinggroup.com  
All rights reserved.

*Cover Illustrator: Chad Thompson*  
*Interior Designer: Nancy L. Haskins*

Scriptures taken from the Holy Bible, New International Version®, NIV®. Copyright © 1973, 1978, 1984, 2011 by Biblica, Inc.™ Used by permission of Zondervan. All rights reserved worldwide. www.zondervan.com The “NIV” and “New International Version” are trademarks registered in the United States Patent and Trademark Office by Biblica, Inc.™

Scripture quotations taken from the New American Standard Bible® (NASB), Copyright © 1960, 1962, 1963, 1968, 1971, 1972, 1973, 1975, 1977, 1995 by The Lockman Foundation.  
Used by permission. www.Lockman.org

### Conditions of Use

Permission is granted\* to make up to 300 copies of individual pages\*\* from this book for classroom use only. The pages may not be modified in any manner. Permission is not granted to modify pages, to reprint charts, maps, time lines, and images apart from the page setting, to reprint groups of pages in bound form, either electronically or physically, or to offer copies for sale or donation either at cost or profit. All commercial use of this material is reserved by Rose Publishing, LLC. These pages, charts, maps, time lines, and images may not be placed nor used on websites. Any other use must be approved in writing by Rose Publishing, LLC.

\*Do not make any copies from this book unless you adhere strictly to the guidelines found on this page.

\*\*Pages with the following notation can be legally reproduced:

© 2019 Rose Publishing, LLC. Permission to photocopy granted to original purchaser only. *Top 50 Memory Verse Lessons with Games and Activities*

ISBN 13: 978-1-62862-505-9  
RoseKidz® reorder number R50010  
RELIGION / Christian Ministry / Children

Printed in the United States of America

Printed May 2019

# Table of Contents

Helpful indexing available in back

Introduction.....		5
1. Lamp	Psalm 119:105	Your word is a lamp... for my path .....7
2. Trust	Proverbs 3:5	Trust in the LORD ... your own understanding ..... 11
3. New Creation	2 Corinthians 5:17	Therefore, if anyone is in Christ, he is a new creation ..... 15
4. Strength	Philippians 4:13	I can do all things through Christ who gives me strength ..... 19
5. Wisdom	James 1:5	If any of you lacks wisdom, let him ask God ..... 23
6. One Way	John 14:6	Jesus answered, "I am the way, the truth and the life .....27
7. Sin	Romans 3:23	For all have sinned and fall short of the glory of God ..... 31
8. Grace	Ephesians 2:8	For by grace you have been saved... it is the gift of God .....35
9. Love (to God)	Deuteronomy 6:5	Love the LORD your God with all your... all your strength .....39
10. Love (Neighbor)	Matthew 22:39	Love your neighbor as yourself .....43
11. Anxious	Philippians 4:6	Do not be anxious about anything...present your requests.....47
12. Creation	Genesis 1:1	In the beginning, God created the heavens and the earth .....51
13. Glory	Psalm 19:1	The heavens declare the glory of God .....55
14. Light	Matthew 5:16	Let your light shine before men .....59
15. Seek	Matthew 6:33	But seek first his kingdom .....63
16. Hope	Isaiah 40:31	But those who hope in the Lord will renew their strength .....67
17. Love (from God)	John 3:16	For God so loved the world that he gave .....71
18. Courage	Joshua 1:9	Be strong and courageous!... is with you wherever you go .....75
19. Refuge	Psalm 46:1	God is our refuge and strength .....79
20. Goodness	Psalm 107:1	Give thanks to the Lord, for he is good .....83
21. Good & Wise	Proverbs 13:20	He who walks with wise men will be wise .....87
22. Missions	Matthew 28:19a	Therefore go and make disciples of all nations .....91
23. Kind	Ephesians 4:32	Be kind to one another .....95
24. Rest	Matthew 11:28	Come to me, all you who are weary..., and I will give you rest .....99
25. Sadness	John 11:35	Jesus wept .....103
26. Desires	Psalm 37:4	Take delight in the Lord, desires of your heart .....107
27. Bible	James 1:22	Do not merely listen to the word .....111
28. Love (Others)	1 John 4:7a	Dear friends, let us love one another .....115
29. Fruit	Galatians 5:22-23	But the fruit of the Spirit is love, joy, peace .....119
30. Scripture	2 Timothy 3:16	All Scripture is God-breathed and is useful .....123
31. Memorize	Psalm 119:11	I have hidden your word in my heart .....127
32. Confess	1 John 1:9	If we confess our sins, ...cleanse us from all unrighteousness .....131
33. Praise	Psalm 150:6	Let everything that has breath praise the LORD .....135

34. Justice	Micah 6:8	To act justly and to love mercy .....139
35. Thanks	Psalms 136:1	Give thanks to the Lord, for he is good .....143
36. Fairly	Luke 6:31	Do to others as you would have them do to you .....147
37. Resurrection	Matthew 28:6a	He is not here; he has risen, just as he said .....151
38. Still	Psalms 46:10	Be still, and know that I am God .....155
39. Ask	Matthew 7:7	Ask and it will be given to you; seek .....159
40. Defense	Exodus 15:2a	The Lord is my strength and my song .....163
41. Corrects	Job 5:17	Blessed is the one whom God corrects .....167
42. Delight	Psalms 1:1-2	Blessed is the one whose delight is in the law of the Lord .....171
43. Anger	Ephesians 4:26	In your anger do not sin .....175
44. Gentle	Proverbs 15:1	A gentle answer turns away wrath .....179
45. Hear God	Psalms 5:3	In the morning, Lord, you hear my voice .....183
46. Sing	Psalms 13:6	I will sing the Lord's praise, for he has been good .....187
47. Afraid	Psalms 56:3	When I am afraid, I put my trust in you .....191
48. Cares	Psalms 55:22	Cast your cares on the Lord .....195
49. Disciples	John 13:35	By this everyone will know that you are my disciples .....199
50. Crucified	Romans 5:8	But God demonstrates his own love .....203
Index .....		207



# Introduction

## *From the Author -*

The writing of this book came at an interesting time in my life. Recently diagnosed with cancer, my faith was tested and tried in ways I've never encountered before. Memorizing Scripture has always been important to me - but now it became my lifeline. As I often sat in my room, silently praying, verses such as these came flooding into my mind:

- *Be strong and courageous! Do not tremble or be dismayed, for the LORD your God is with you wherever you go. (Joshua 1:9 NASB)*
- *God is our refuge and strength, a very present help in trouble. (Psalm 46:1 NASB)*
- *Come to me, all you who are weary and burdened, and I will give you rest. (Matthew 11:28)*

As I drove back and forth to treatment and slowly started getting better, verses such as these became my strength and comfort:

- *I can do all things through Him who strengthens me. (Philippians 4:13)*
- *Oh give thanks to the LORD, for He is good, for His loving kindness is everlasting. (Psalm 107:1 NASB)*

Though I was often afraid, I was able to hold onto the hope that is found in Christ because of the verses I had memorized as a child and young adult. The verses that came to my mind during this difficult time proved to be an amazing blessing in my life. Hearing my own children begin to use memory verses in their own life situations was delightful and inspiring. This is what I want for you and the children in your life as well.

The Word of God is alive and active. When we memorize Scripture, we hide God's Word in our heart and it becomes a source of wisdom, inspiration, and strength when we need it the most.

It is our hope that the activities within the pages of this book will make the joy of memorizing Scripture easily accessible and that it will build a life-long habit both for you and for the children you serve and love.

*- Lindsey Whitney*

# How to Use This Book

Each chapter focuses on one key verse and provides several methods and activities for learning the verse. We know that each child learns differently, so we have included activities from a wide range of learning styles such as:

**Verbal:** Concentrating on the words of the verse, either through writing or talking

**Auditory:** Using sounds, music, instruments, and songs to help learn Scripture

**Kinesthetic:** Making sure to get up and move, using games or actions to learn the verse

**Visual:** Bringing in pictures, images, or art to make verses memorable

**Tactile:** Creating crafts or projects to coordinate with the verse and help them come alive

**Logical:** Using puzzles and problem solving to piece a verse together and learn it

## Learning Styles



VERBAL



AUDITORY



KINESTHETIC



VISUAL



TACTILE



LOGICAL

## Activities

There are three activities per chapter that come in a wide variety of methods to engage children in different ways.

\* Games \* Crafts \* Music \* Object Lessons \* Activities \* Puzzles \* Food \*



GAME



CRAFT




MUSIC



OBJECT LESSON



ACTIVITY



PUZZLE



FOOD

Each chapter in this book stands alone, so you can go from the beginning to end or jump around to fit your current needs. It's a wonderful resource to use with your existing curriculum, use it as your stand-alone year-long curriculum, or to begin the practice of memorizing Scripture in your classroom or home. Find engaging reproducible activities throughout the book.

The index in the back organizes the materials in a variety of ways, making this book an EASY-TO-USE resource. You will find activities indexed by TYPE, LEARNING STYLE, and THEME.



VERSATILE

Look for this icon. It tells you that activity can be used with any verse!



Easy-to-do reproducible Family Home Devotion letter for each verse. Copy and send this home to help parents keep the learning going.

# Chapter 1

Your word is a lamp to my feet,  
a light to my path.  
- Psalm 119:105

Theme:  
God guides us

## Overview:

The Bible helps us know the right way to go in life and helps us to make good decisions. It shines a light on the path we should take in life.

## Activity 1

### Supplies:

- Black construction paper
- Clear contact paper
- Small pieces of tissue paper

LEARNING STYLES

TYPE



VISUAL



TACTILE



CRAFT



## Stain Glass Candle Craft

**Step #1:** Draw a simple candle outline on a piece of black construction paper. Cut out the candle. Cut out strips from the black construction paper to form a frame around the candle.

**Step #2:** Cut a piece of contact paper and place the black construction paper candle and frame onto the sticky side of a piece of contact paper.

**Step #3:** Place small pieces of colored tissue paper in the spaces to create a stained glass effect for the picture. When all the space is covered with tissue paper, place another sheet of contact paper of the complete craft, encasing the black construction paper and contact paper inside. Craft looks especially lovely when hung in a bright window.

**Say:** Did you know that the Bible tells us that God's Word (the Bible) is a lamp for our feet and a light for our path? Let's read Psalm 119:105 together. This means that the Bible helps us know what to do in life.

Today, we're going to make a craft that will remind us that God's Word, the Bible, is a light for our path.

**Wrap-up:** When we read the Bible, we learn right and wrong, and we learn how to make good decisions. Just like a candle or torch would help us find the path in the dark woods, God's Word helps us choose the right path in life.



## Bible Stories for This Activity

- Matthew 4:16: People living in darkness have seen a great light
- Matthew 5:16: Let your light shine
- John 8:12: Jesus is the light of the world
- John 12:36: Become children of the light



## Activity 2

# Can You Find It in the Dark? Treasure Hunt

**Step #1:** Prepare the room to be as dark as possible by covering windows with blankets, dark poster board, or black trash bags. Hide candy or another “treasure” somewhere in the room. After explaining the game to the kids, turn out the lights and have them search for the treasure in the dark.

**Say:** I have hidden a treasure in this room. In just a minute, I will turn out the lights and you will have a chance to search for the treasure.

**Step #2:** Turn out the lights and have kids search for the treasure in the dark. Allow them to search for about 1 minute without any light source. Then, turn on a candle or flashlight and gather your group around you.

**Say:** Was it hard searching for the treasure in the dark? (Allow kids to answer). Yes! It is hard to know where to look when we don’t have any light to guide us. Life can be like that too. It can be hard knowing what to do or what choice to make without anything to guide us. God’s Word (*the Bible*) is like a lamp unto our feet or a light unto our path. Just like this flashlight (*or candle*) helps us see which way to go in the dark, the Bible helps us know what to do in life. When we read the Bible, we learn God’s commands, we learn right and wrong, and we learn how to make good decisions. Would you like to try the searching game again with a light unto your path?




**Step #3:** Place the candle/flashlight in a place that brightens the room well and allow children to search for the treasure again. Optionally, you could give each child a small battery operated tea light to carry with them as they search for the treasure. After the treasure is found, gather kids back together as a group.

**Say:** Was it easier to search with the light or without it? (Allow kids to answer). Just like it was easier to search with a light, it’s easier to do the right thing in life when we are using a light for our path - God’s Word, the Bible. Let’s all read the verse together using our flashlight or candle.

**Wrap-Up:** Shine the light on the prepared poster board and read the verse as a group.

## Supplies:


- Battery-operated candle or flashlight
- Blankets, dark poster board, or black trash bags to cover windows
- Candy, gold-coin, or some kind of “treasure” to hide
- Psalm 119:105 written on a large poster board

LEARNING STYLES		TYPE
		
VISUAL	KINESTHETIC	GAME

**Optional:** Battery operated tea-lights, one for each child.

## Alternative Idea:

Drape several blankets over a table. Have kids complete a puzzle with and without light. Review how difficult it was to do the puzzle with little light.



## Bible Stories for Activities 2 and 3

- John 8:12: He who follows Me will not walk in the darkness
- Proverbs 2:4: Search for it like hidden treasure,
- Daniel 6: Daniel chose God’s path even when it was hard
- Daniel 3: The three friends chose God’s path, even when it was hard

## Activity 3

### Supplies:

- What Should I Do Cards on page 10
- Large open space for playing
- Construction paper
- Masking tape or painters tape
- Bibles

LEARNING STYLES



KINESTHETIC

TYPE



GAME


## Walking the Right Path

**Step #1:** Prepare a life-size game board for the group. Place pieces of construction paper on the floor with masking or painter's tape, forming a path for the kids to follow. Use at least 30 pieces of construction paper. If you have a large group (*more than 10 kids*), pair them up so they will work and travel the path together. Give each child or group a Bible to use.

**Say:** Today, we are learning about Psalm 119:105. Would any one like to read that from your Bible? (*Allow kids a chance to read*). This verse means that God's word, the Bible, will show us the right way to go in life. We make a lot of decisions each day. Sometimes it's hard to know the right thing to do. The Bible gives us wisdom, helps us make good decisions, and keeps us on the right path in life. We're going to be playing a game that moves us along a path. I will ask you a question and give you a verse to read from your Bible. Your job is to look up the verse and give us the answer that will keep us on the right path. Before we get started, let's all say the memory verse together.

**Step #2:** After saying the memory verse as a group, play the game using the cards provided. When one player/team reaches the end of the construction paper path, they are declared the winner.

**Wrap-Up:** Just like we used God's Word to help us along this path, we can use the Bible in our lives every day to help us make right decisions.



### At-Home Activity:

Hello! Today in church, we learned all about Psalm 119:105. This verse tells us that God's Word, the Bible, is a light unto our path. This means, that the Bible helps us know the right way to go in life and helps us to make good decisions. This week, you can continue to help your child(ren) learn the memory verse with the following activity.

**Step #1:** Trace your child's feet or shoes onto a piece of construction paper.

**Step #2:** Write the memory verse inside the feet.

**Step #3:** Hang your work of art near the door to your home and practice it as a family on your way out the door each day.

Your word is a lamp to my feet, a light to my path. - Psalm 119:105

# Chapter 1 – Light To My Path

<p>On Sunday morning, you're feeling tired from being up too late. Should you still go to church? Hebrews 10:25</p>	<p>Your mom asked you to clean up your room. Should you obey cheerfully or grumble and complain? Philippians 2:14</p>
<p>You're at a friend's house and they want to watch something you know you're not supposed to be watching. What should you do? Proverbs 11:5-6</p>	<p>You know you're supposed to brush your teeth before you go to bed. Skipping one time won't hurt, right? Proverbs 11:19</p>
<p>You are at school and a friend accidentally rips the page of your brand new book. What should you do? Colossians 3:13</p>	<p>Your brother was mad at you and said some hurtful things. You really want to hurt his feelings to get even. Ephesians 4:29</p>
<p>You've got a big test coming up at the end of this week. Should you start studying now or put it off to the last minute? Proverbs 14:23a</p>	<p>You accidentally broke your aunt's favorite picture frame. Do you tell her the truth or pretend it never happened? Proverbs 28:13</p>
<p>Mom told you to come home from the playground as soon as the sun started to go down. You really want to play for an extra 10 minutes. Ephesians 6:1-3</p>	<p>You just learned about tithing and you plan on starting....soon. But right now, you really want to keep all your money for yourself. 1 Timothy 6:10</p>
<p>You've got a problem in school and you're not sure what to do. Your parents give you some advice. Should you listen? Proverbs 12:15</p>	<p>Kids at school are talking about what it takes to get to heaven. They said as long as you are "mostly good", you can go to heaven. What should you say? John 14:6</p>
<p>Your cousin told you that God doesn't really care about us. He doesn't even listen to us when we pray. Is this true? 1 Peter 5:7</p>	<p>You heard that it's important to read the Bible every day, but you just don't have time for that. Is this okay? Joshua 1:8</p>
<p>One of your friends told you something about another classmate. It was really embarrassing. Should you pass on the rumor? Exodus 23:1</p>	<p>Someone in your church is having a hard time. Your parents want to go over and help with some things, but you think it's a waste of time. Galatians 6:2</p>

# Chapter 2

Trust in the LORD with all your heart and lean not on your own understanding.  
- Proverbs 3:5 NASB

**Theme:**  
We can trust God

## Overview:

We often think we have all the answers, but God knows all things, and he wants what is best for our lives. He can help us make wise choices in life when we trust in him.

## Activity 1

### Supplies:

- Battery-operated candle or Copies of Heart template on page 14
- 2 pieces of felt
- Ruler (optional)
- Small amount of stuffing
- Scissors
- Fabric glue or hot glue gun
- Puffy paint (optional)

LEARNING STYLES

TYPE



KINESTHETIC



TACTILE



CRAFT

### Alternative Idea:

Don't want to go shopping for felt? Use the heart template to cut two hearts from construction paper. Staple the hearts together, leaving a small opening. Stuff with crinkled up paper and finish stapling.

### Tip:

You can find low-temp hot glue guns that kids can use themselves.

## No Sew Felt Heart Pillow

### Step #1: Introduction

**Say:** The Bible tells us to trust in the Lord. Let's read Proverbs 3:5 together. What do you think that verse means? (*Allow kids to answer*). Thanks for those answers! When we lean on our own understanding, we don't ask God for wisdom or direction. We try to solve our problems all by ourselves. Sometimes that works, but most of the time, it does not. A better idea is to trust in God, who knows all things and wants what is best for our lives. Today, we're going to make a project that will remind us to trust God with all our heart. Before we begin, though, let's say the memory verse as a group.

**Step #2:** Say the verse as a group. Pass out the copies of the heart template for the kids to use. Instruct them to cut the heart out and trace the heart shape onto a piece of felt. Cut heart shape out of felt. Repeat with second piece of felt.

**Step #3:** Help the kids glue the hearts together using fabric glue or a hot glue gun. Leave a small opening to put some stuffing inside.

**Step #4:** Once glue is dry, stuff the heart with poly-fil or another type of stuffing. Finish gluing shut. Optional: Write Proverbs 3:5 on the front of the heart in puffy paint.

**Wrap-up:** This heart reminds us that God loves us so much and we can trust him with all our hearts. Let's say the memory verse together.



## Bible Stories for This Activity

- Psalm 56:3 When I am afraid, I put my trust in you.
- Joshua 6: Joshua trusted God in the battle of Jericho
- John 11: Mary and Martha trusted Jesus to heal their brother



## Activity 2

# Trust Fall

**Step #1:** Introduce the trust fall to the kids.

**Say:** Today, we are learning about a verse from Proverbs. Would anyone like to read Proverbs 3:5 from the Bible for me? (*Allow someone to read*) Sometimes it's hard for us to trust in the Lord, even as adults! However, we can safely say that God always knows what is best for us. In this activity, we will be doing some trusting and leaning. We need to be careful so that our friends stay safe. The activity is called a trust fall.

**Step #2:** Ask for a volunteer to perform the trust fall. Have them step up and face away from the catchers. Instruct the child who will be falling to close their eyes and fold their arms across their chest, placing hands on their shoulders. Encourage them not to bend their knees when they fall backward.

**Step #3:** Place the catchers/spotters behind the faller, close enough for them to safely catch the falling child. They should stand shoulder to shoulder, with their arms outstretched in front of them, ready to catch. If you are feeling nervous about the children's ability to catch, lay some pillows on the ground beneath them where the faller might land. On the count of three, have the volunteer lean backwards until they fall into the waiting arms of the catchers.

**Step #4:** Allow falling child to stand back up and join the group.

**Ask:** What was it like to fall into the waiting arms of your friends? Was it easy or hard to trust them?

**Ask the entire group:** How is this activity like trusting God? Does anyone have a story about a time they trusted God?

**Say:** Sometimes we think we know the best answer, so we lean on our own understanding. We forget to ask God for help making decisions and we make bad decisions.

**Step #4:** Allow additional volunteers to try the trust fall, being careful to maintain an atmosphere of seriousness so that no one is injured.

**Wrap-up:** God knows all things, and he wants what is best for our lives. He can help us make wise choices in life when we trust in him.

## Supplies:

- Group of kids, at least 6
- Small step stool
- Optional: Pillows

LEARNING STYLES

TYPE



KINESTHETIC



ACTIVITY

## Tip:

For more information or to see a trust fall in action, search online for "how to safely do a trust fall".



## Bible Stories for Activities 2 and 3

- Genesis 6: Noah trusted God, even when building an ark didn't make sense
- Genesis 21:1-5 Abraham trusted God, even when the wait was long
- Luke 10:27: Love God with all your heart
- 1 Kings 17: Elijah trusted God to provide food, even when it didn't make sense

## Activity 3

### Supplies:

- Old, broken crayons (paper removed)
- Silicone heart shape mold (craft stores or Amazon)
- Access to oven
- Cookie tray

LEARNING STYLES

TYPE



KINESTHETIC



VISUAL



ACTIVITY

### Tip:

Place this tip on a card to send home with families. Or do it ahead of time. Show the children the steps you went through and have them each take home one of the heart crayons as a reminder of the verse.



## Melted Crayon Hearts

### Step #1: Introduction

**Say:** Our memory verse for today is Proverbs 3:5. Let's say it all together (*lead kids in saying verse out loud*). When we trust God with all our heart, we trust him completely. We are willing to obey whatever he says, even if it doesn't make sense to us at first. When we lean on our own understanding, we try to make decisions based on what we know. This isn't always the best choice. God knows all things and can see the big picture, while we can only see a small part. If we want to make wise choices in life, it's best to trust in God and not lean on our own understanding. Let's work on a project today that will remind us to trust God with our whole hearts.

**Step #2:** Fill the heart shaped mold with crayon pieces. Some people prefer rainbow crayons, while others like filling each cavity with various shades of the same color. Use caution when adding black and brown as these colors can quickly overpower the other colors.

**Step #3:** Once the crayon mold is filled, place on a cookie tray for added stability and put in a 300 degree oven. Crayons will take approximately 15-25 minutes to melt.

**Step #4:** Once melted, remove from the oven and let cool completely (*takes a few hours*). Once cooled, pop from the mold.

**Wrap-up:** I would have never guessed these hearts would have turned out this way when we first started this project. That's how life is too sometimes - we are often surprised by the plans God has for us. However, we know that God loves us and that's why we can trust him. Let's finish up by saying the memory verse together!



## At-Home Activity

Hello! Today in class, we learned all about Proverbs 3:5. This verse tells us to trust God with all our hearts. That's a pretty tough task sometimes. We often want to be in control of our own lives and decisions, but this verse warns us not to lean on our own understanding. This week, you can continue to help your child(ren) learn the memory verse with the following activity.

**Step #1:** Work together as a family to create a hand motion or body action to coordinate with each word or phrase in the verse.

**Step #2:** Encourage your children to say the verse with the accompanying actions before they are dismissed from the table at dinner.

**Trust in the LORD with all your heart and lean not on your own understanding. - Proverbs 3:5 NASB**

\*\* Can be used with any memory verse \*\*

# Chapter 2 - All Your Heart

